




Legend

-  WMA Boundary
-  Parking Lots

0 0.15 0.3 0.6 0.9 1.2

 Miles

Gum Tree Corner Wildlife Management Area

Cumberland County - Stow Creek Township - 1,104.29 acres

Department of Environmental Protection
 New Jersey Division of Fish and Wildlife
 12/1/09
 L. Carben

